80/954 Pairing Instructions for WI-FI Module

SATCO | NUVO

210 mm

148.5 mm

SATCO | NUVO STARFISH™ smart connected lighting

WIFI CONTROL

OPERATION MANUAL

Plug WIFI module into lamp interface

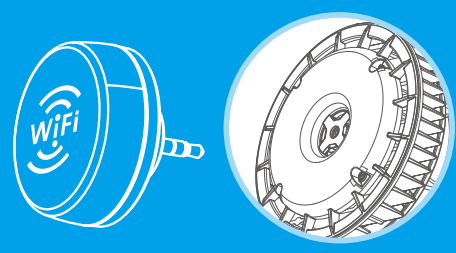

Scan to download APP

APP account Registration/Login

Below APP operation steps:(Must switch on/off lamp 3 times,then set APP)

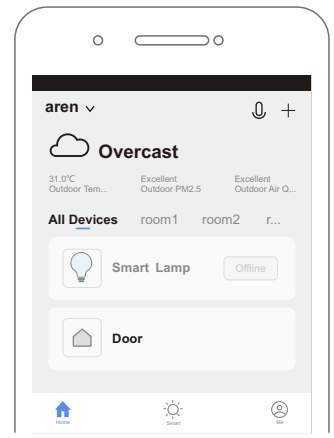

①Open App,touch"+"Add Device

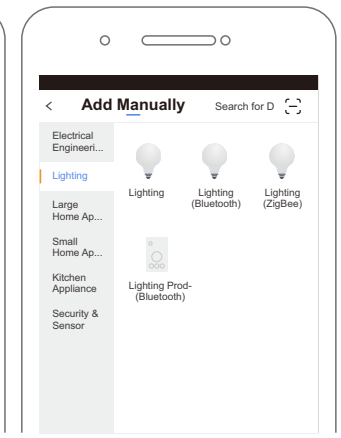

②Touch"Lighting",Select "lighting"

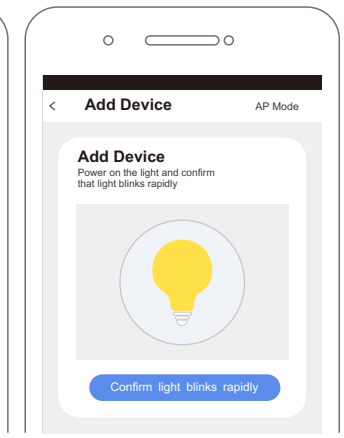

③Touch"Confirm ..." when lamp flashing

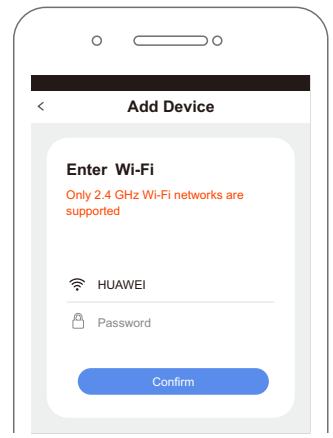

④Enter Wifi password,touch "Confirm" , Ensure APP and lamp under same WIFI connection

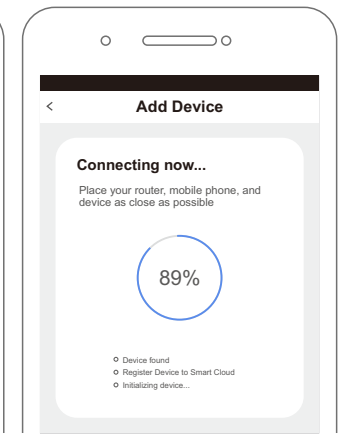

⑤Waiting connection

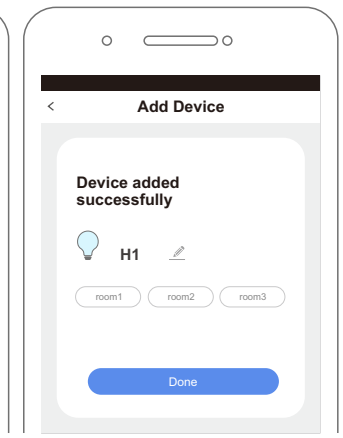

⑥Touch"Done"to control lamp

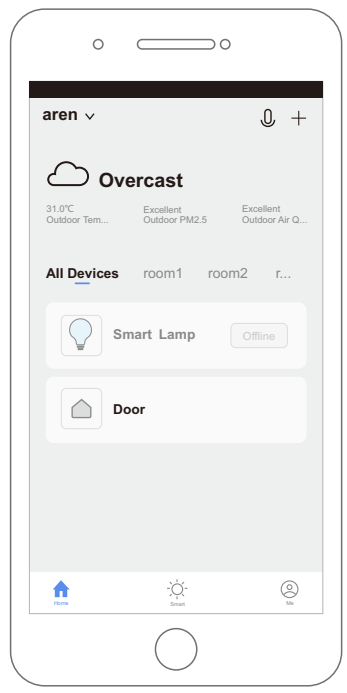

⑦Adding Devices
Configure when light flashing



⑧On-off or dimming option

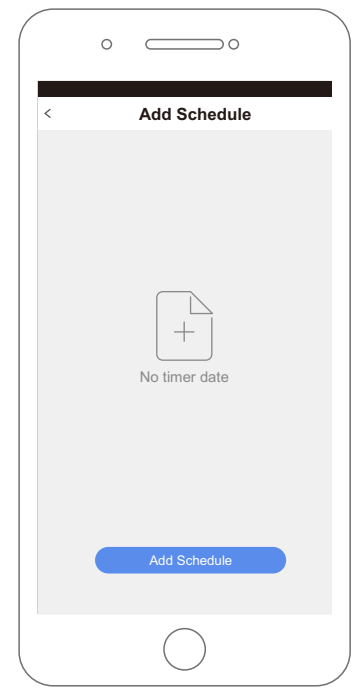

⑨Touch "Add Schedule" access to timing control setting page.

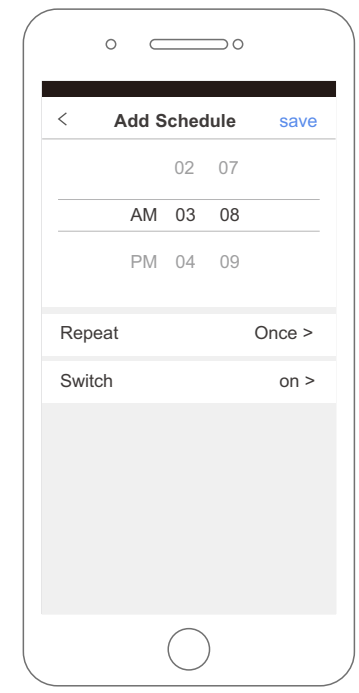

⑩Setting time

⚠ Caution

WIFI:Wifi 2.4GHz
OS:Andriod4.2 or newer, IOS8.0 or newer