



3 CCT SELECTABLE

3 WATTAGE SELECTABLE

FLICKER FREE

EMERGENCY BACKUP MODELS

0-10V DIMMABLE

DLC™ LISTED

SUGGESTED APPLICATIONS:

Offices, Education, Hospitals,
Warehouses, Factories and Retail

LED FIELD SELECTABLE TROFFERS

SINGLE & DOUBLE BASKET

CCT & WATTAGE SELECTABLE



FIELD



SELECT

SATCO|NUVO's versatile Single and Double Basket troffers now come with field-selectable power and color options. Choose from three distinct wattage settings and color temperatures during installation. Engineered with cutting-edge driver technology, our troffers deliver flicker free illumination to minimize eye strain in task-focused environments. Available in both 2x2 and 2x4 sizes, these troffers come in single or double basket designs. For added reliability, emergency backup models with 90-minute run times are also available in all configurations.



GENERAL SPECIFICATIONS

Range Voltage/Frequency: 120V/277V, 50/60Hz
Power Factor, THD%: 0.9, <20%
CCT: 3500K/4000K/5000K
CRI: 80
Surge Protection Rating: 2kV
Dimmable: 0-10V
Beam Angle: 120°

Ambient Operating Temperature: -20C (-4F) to +40C (+104F)
Location Rating: Damp
Functional Life: 50,000 hours
Lens Material: PMMA
Warranty: 5 years
Finish: White



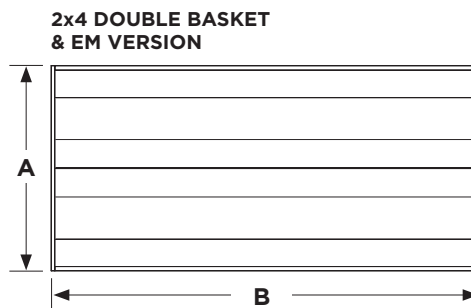
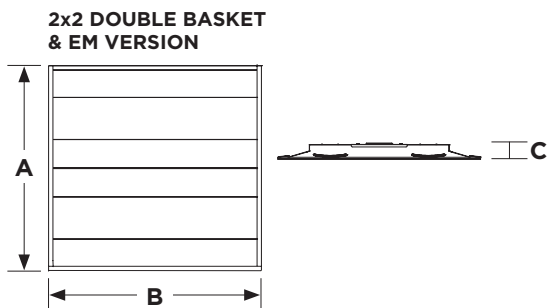
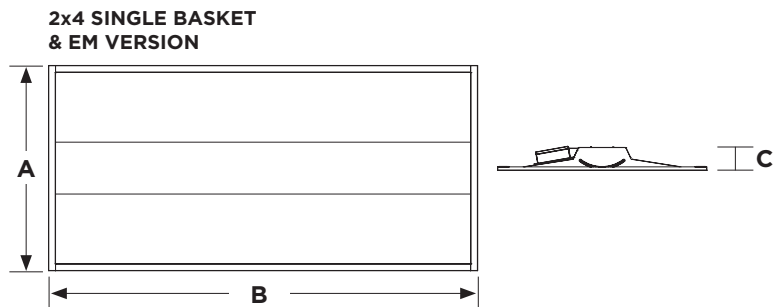
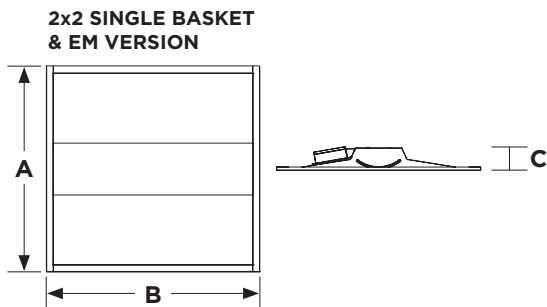
ITEM SPECIFICATIONS / ORDER INFO

Item	Description	Size	Watts	Lumens	Efficacy	DLC ID#
65-690	SINGLE BASKET TROFFER	2X2	30W/35W/40W	3300-4400	Up to 110 LPW	PLHP5OXLQ43
65-691	SINGLE BASKET TROFFER	2X4	30W/40W/50W	3300-5500	Up to 110 LPW	PLTTIUVBTR18
65-694	DOUBLE BASKET TROFFER	2X2	30W/35W/40W	3300-4600	Up to 115 LPW	PLOLOGTR5WW5
65-695	DOUBLE BASKET TROFFER	2X4	30W/40W/50W	3300-5750	Up to 115 LPW	PLMPDZI3JAU2
*65-692	EM SINGLE BASKET TROFFER	2X2	30W/35W/40W	3300-4400	Up to 110 LPW	S-ZYJRI4
*65-693	EM SINGLE BASKET TROFFER	2X4	30W/40W/50W	3300-5500	Up to 110 LPW	S-MH6BCX
*65-696	EM DOUBLE BASKET TROFFER	2X2	30W/35W/40W	3300-4600	Up to 113 LPW	S-SJPGH7
*65-697	EM DOUBLE BASKET TROFFER	2X4	30W/40W/50W	3300-5750	Up to 115 LPW	S-R15CV8

DIMENSIONS/WEIGHTS

*Has Emergency back up, 90 Minute Battery Run Time

Item	Width (A)	Length (B)	Height (C)	Weight
65-690	23.74"	23.74"	2.61"	6.06 LBS
65-691	23.74"	47.72"	2.61"	11.24 LBS
65-694	23.74"	23.74"	2.61"	6.5 LBS
65-695	23.74"	47.72"	2.61"	12.46 LBS
65-692	23.74"	23.74"	3.02"	7.72 LBS
65-693	23.74"	47.72"	3.02"	12.9 LBS
65-696	23.74"	23.74"	3.02"	9.36 LBS
65-697	23.74"	47.72"	3.02"	15.54 LBS



This device complies with Part 15 of the FCC Rules. Operation is subject to the following two conditions: (1) this device may not cause harmful interference, and (2) this device must accept any interference received, including interference that may cause undesired operation. Fixture may not be compatible with all dimmers.

Specifications are subject to change without prior notice.