

LED EMERGENCY LIGHT

BATTERY BACKUP



**TWO ADJUSTABLE
LIGHT HEADS**

**CEILING OR WALL MOUNTING,
ACCESSORIES INCLUDED**

**5VA FLAME RETARDANT
ABS HOUSING**

**90 MINUTE BATTERY
BACKUP RUN TIME**

**TEST SWITCH AND
AC SUPPLY INDICATOR**

SUGGESTED APPLICATIONS

Commercial & Industrial,
Garages, Retail,
Schools, Hospitals

Introducing the SATCO|NUVO's LED Emergency Lights with Battery Backup - your ultimate solution for reliable emergency lighting. With two styles to choose from, these high-performance fixtures boast adjustable heads and offers ceiling or wall mounting options, making them perfect for a range of applications. Remote capable models allow for the addition of two single or one double remote head. Constructed from a 5VA flame-retardant ABS housing, these lights are built to withstand emergency situations. All models and remote heads are UL certified and compliant with OSHA and NFPA standards. With a 90-minute battery backup run time, you can trust these fixtures to provide reliable illumination when you need it most. Plus, the battery push-to-test button and AC supply indicator, ensure easy maintenance and peace of mind. Don't settle for subpar emergency lighting - upgrade to the SATCO|NUVO LED Emergency Lights for your emergency lighting needs.



**120-
277V**

**2YEAR
WARRANTY**



GENERAL SPECIFICATIONS

Input Voltage, Frequency: 120/277V, 50/60Hz
Emergency Backup: Yes
Emergency Duration/Run Time: 90 Minutes
Recharge Time: 24 Hours
Battery Push to Test Button: Yes
Battery Type: Ni-Cad 3.6V
Recycle Time: >500
CCT: 5700
Construction: Thermoplastic ABS

Finish/Color: White
Mounting Options: Ceiling and Wall
Mounting Height: 7.5 Ft/10 Ft
Center to Center Spacing: 25 Ft/24 Ft
Path of Egress: 6 Ft
Location Rating: Damp
Ambient Operating Temperature: 10°C (50°F) to 40°C (104°F)
Warranty: 2 Years



ITEM SPECIFICATIONS/ORDER INFO

Item	Style	Watts	Input Current @120V/277V	Lumens	Remote Capable
67-130	Square	.8W	.007/.003A	210	No
67-131	Square	1W	.008/.004A	210	Yes
67-138	Round	.8W	.007/.003A	200	No
67-139	Round	1W	.008/.004A	210	Yes

REMOTE CAPABLE LIGHT HEADS

Item	Style	Watts	Lumens
67-134	Square, Single	.75W	60
67-135	Square, Double	1.5W	120
67-136	Round, Single	1W	100
67-142	Round, Single	0.75W	75
67-143	Round, Double	1.5W	150



67-130 & 67-131



67-138 & 67-139



67-134



67-135



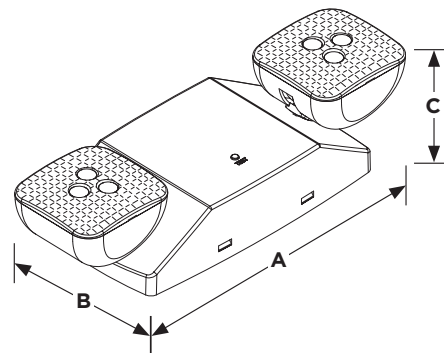
67-136 & 67-142



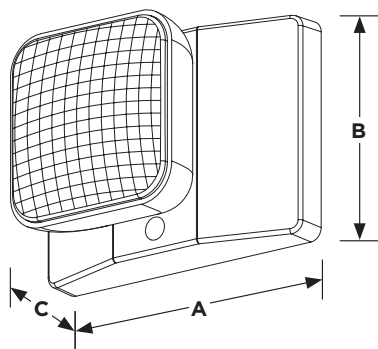
67-143

DIMENSIONS/WEIGHTS

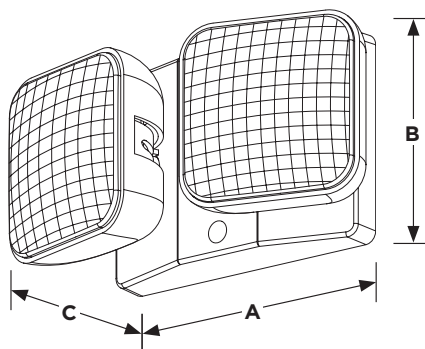
Item	Width (A)	Height (B)	Depth (C)	Weight (Lbs)
67-130	12.50"	4.50"	2.88"	1.07
67-131	12.50"	4.50"	2.88"	1.19
67-134	6.00"	4.25"	3.50"	0.44
67-135	9.00"	4.25"	3.38"	0.66
67-136	4.50"	-	6.06"	0.44
67-138	8.25"	4.06"	2.38"	.72
67-139	8.25"	4.06"	2.38"	.86
67-142	4.50"	-	6.32"	0.44
67-143	9.20"	4.50"	5.68"	1.04



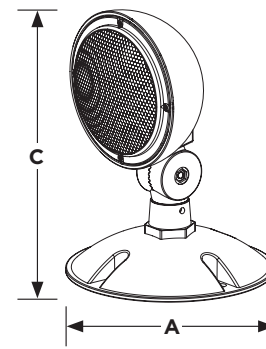
67-130 & 67-131



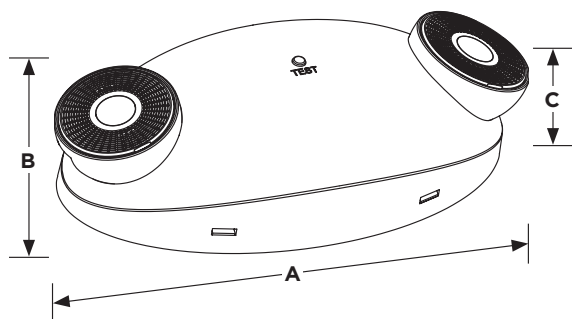
67-134



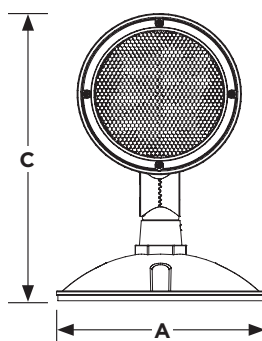
67-135



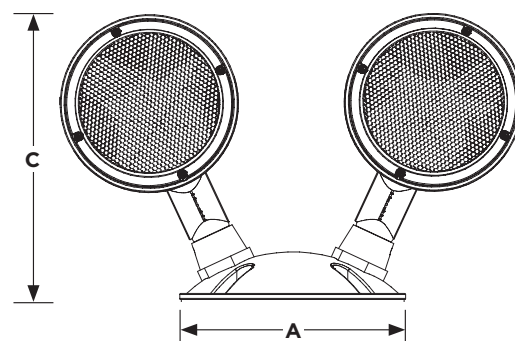
67-136



67-138 & 67-139



67-142



67-143

This device complies with Part 15 of the FCC Rules. Operation is subject to the following two conditions: (1) this device may not cause harmful interference, and (2) this device must accept any interference received, including interference that may cause undesired operation.

WARNING: Some products included in this specification sheet may be subject to the warning requirements of California's Proposition 65. Please refer to your product packaging for more information.

Specifications are subject to change without prior notice.
Visit satco.com/service/warranty for complete 2 year warranty details.