



UNIFORM HEAT DISPERSION

**BOTH RED AND CLEAR
MODELS**

**SHATTERPROOF COATING
OPTIONS AVAILABLE**

4 LAMP SIZES AVAILABLE

SUGGESTED APPLICATIONS

Agriculture
Animal Brooders
Hospitality
Residential

INCANDESCENT HEAT LAMPS

MEDIUM BASE | 120V



SATCO|NUVO offers a full line of incandescent heat lamps, providing a reliable and versatile heating solution designed to generate focused heat for a variety of applications. With four unique shapes to choose from—PAR38, BR38, R40, and BR40—these lamps combine functionality and performance to meet diverse needs. Featuring a standard E26 medium base and operating at 120 volts, they emit a comforting glow that's perfect for maintaining warmth. Available in both red and clear finishes, select models are enhanced with a shatterproof coating for added safety and durability. Engineered to emit infrared radiation, these heat lamps excel at providing targeted heat, making them ideal for keeping poultry and piglets warm in brooders, maintaining food at serving temperatures, or adding comfort to bathrooms. Their practical design and dependable performance make them an excellent choice for agricultural, commercial, and residential settings alike.



GENERAL SPECIFICATIONS

Input Voltage: 120V

Technology: Incandescent

Dimming: Yes-Dimmable

Burning Positon: Universal



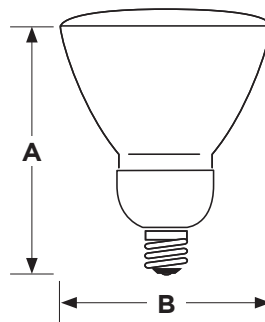
ITEM SPECIFICATIONS / ORDER INFO

Item	Wattage	Lamp Shape	Base Type	Lamp Finish	Input Current	CRI	Application Feature	Functional Life
S4798	125W	PAR38	E26	Clear	1.04A	90	Weatherproof	5,000 Hours
S4799	175W	PAR38	E26	Clear	1.46A	90	Weatherproof	5,000 Hours
S4751	175W	BR38	E26	Red	1.46A	100	Weatherproof	5,000 Hours
S4752	175W	BR38	E26	Clear	1.46A	100	Weatherproof	5,000 Hours
S4759	125W	BR38	E26	Clear	1.04A	100	Weatherproof	5,000 Hours
S4750	125W	R40	E26	Clear	1.04A	100	Indoor only	6,000 Hours
S4998	250W	R40	E26	Red	2.08A	100	Indoor only	6,000 Hours
S4999	250W	R40	E26	Clear	2.08A	100	Indoor only	6,000 Hours
S4366	375W	BR40	E26	Clear	3.13A	100	Indoor only	5,000 Hours

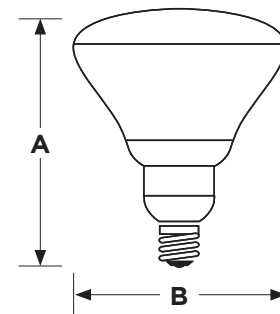
Item	Wattage	Lamp Shape	Base Type	Lamp Finish	Input Current	CRI	Application Feature	Functional Life
S4750-TF	125W	R40	E26	Clear	1.04A	100	Shatterproof	6,000 Hours
S4751-TF	175W	BR38	E26	Red	1.46A	100	Shatterproof	5,000 Hours
S4752-TF	175W	BR38	E26	Clear	1.46A	100	Shatterproof	5,000 Hours
S4884	250W	R40	E26	Red	2.08A	100	Shatterproof	6,000 Hours
S4885	250W	R40	E26	Clear	2.08A	100	Shatterproof	6,000 Hours
S7012	375W	BR40	E26	Clear	3.13A	100	Shatterproof	5,000 Hours

DIMENSIONS / WEIGHTS

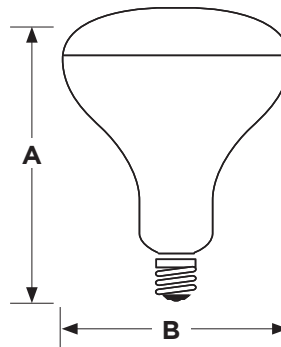
Item	MOL (A)	MOD (B)	Weight
S4798	5.28"	4.72"	0.68 Lbs.
S4799	5.28"	4.72"	0.68 Lbs.
S4751	5.31"	4.75"	0.24 Lbs.
S4752	5.31"	4.75"	0.24 Lbs.
S4751-TF	5.31"	4.75"	0.24 Lbs.
S4752-TF	5.31"	4.75"	0.24 Lbs.
S4759	5.31"	4.75"	0.24 Lbs.
S4750	6.50"	5.00"	0.24 Lbs.
S4750-TF	6.50"	5.00"	0.41 Lbs.
S4884	6.50"	5.00"	0.46 Lbs.
S4885	6.50"	5.00"	0.46 Lbs.
S4998	6.50"	5.00"	0.21 Lbs.
S4999	6.50"	5.00"	0.23 Lbs.
S4366	7.63"	5.00"	0.22 Lbs.
S7012	7.63"	5.00"	0.22 Lbs.



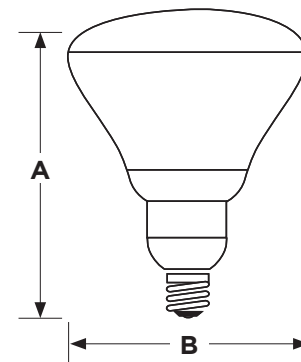
S4798, S4799



S4751, S4752, S4759,
S4751-TF, S4752-TF



S4750, S4750-TF,
S4884, S4885, S4998,
S4999



S4366, S7012

WARNING: Some products included in this specification sheet may be subject to the warning requirements of California's Proposition 65. Please refer to your product packaging for more information.

Specifications are subject to change without prior notice.