

RECESSED DOWNLIGHT WITH NIGHT LIGHT

5 CCT SELECTABLE, 6" BAFFLE TRIM



INTEGRATED NIGHT LIGHT

**65W INCANDESCENT
REPLACEMENT**

5 CCT SELECTABLE

**INSTALLS IN 5/6"
RECESSED HOUSING**

**DUAL MODE
(STANDARD AND NIGHT)**

**DIMMABLE
(STANDARD LIGHT MODE)**

SUGGESTED APPLICATIONS

Residential
Bathrooms
Closets
Bedrooms
Hallways



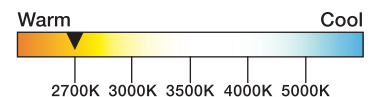
Night Light Ring

Toggle light switch to activate
night light mode.



ColorQuick™

Selectable Color Technology
Switch to/from the following CCT



EFFICIENT, VERSATILE AND FUNCTIONAL

Easily convert living spaces to energy efficient LED technology with SATCO|NUVO's 6" Recessed Downlight with Night Light. Its innovative design incorporates a night light that activates with the toggle of a light switch, while aesthetically, integrates seamlessly in any room with baffle trim recessed lighting. The downlight is 5 CCT color selectable and has an excellent color rendering of 90 CRI, providing a natural light quality. It's also dimmable, IC rated, and wet location rated- suitable for bathroom installations.

This downlight is ideal for Multi-family and Residential locations including bathrooms, hallways, kitchens, stairwells and bedrooms, for new and retrofit construction.



GENERAL SPECIFICATIONS

Input Voltage, Frequency: 120V, 60Hz

Dimmable: Yes

Incandescent Replacement Wattage: 65W

Efficacy: Up to 89 LPW

CRI: 90

Functional Life: 50,000 Hours

Beam Angle: 95°

Location Rating: Wet

IC Rated: Yes

Suitable for Bathroom Applications: Yes

Ambient Operating Temperature: -20C (-4F) to +40C (+104F)

Finish: White

Trim: Aluminum


Lens: Polycarbonate

California Compliant: T20 and T24



ITEM SPECIFICATIONS / ORDER INFO

Item	Size	Watts	Lumens	CCT Selectable	UPC	Pack QTY
S11846	5/6"	9W	800L	2700K/3000K/3500K/4000K/5000K	045923118463	8



Color Selection Switch

Warm white 2700K

Soft White 3000K

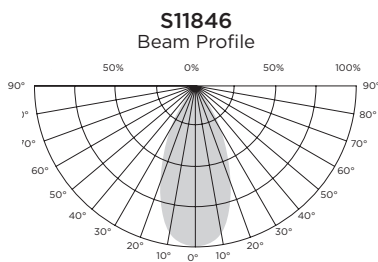
Neutral White 3500K

Bright White 4000K

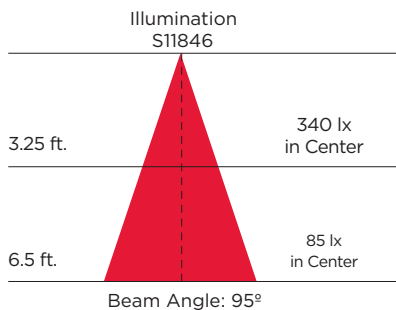
Daylight 5000K



E26 Connector included



Beam Angle: 95°



This device complies with Part 15 of the FCC Rules. Operation is subject to the following two conditions: (1) this device may not cause harmful interference, and (2) this device must accept any interference received, including interference that may cause undesired operation. Fixture may not be compatible with all dimmers.

Replacement wattage shown depends on application and fixture. Specifications are subject to change without prior notice.