

COUNTERQUICK SLIM

LED LINKABLE UNDER CABINET SYSTEM



Available in:
6", 10", 21", 30" Lengths



Less than
1" wide



Retail
Packaged
Program

3 CCT SELECTABLE

**90 CRI HIGH QUALITY
ILLUMINATION**

LOW PROFILE DESIGN

**ON BOARD IC DRIVER - NO
EXTERNAL DRIVER REQUIRED**

**UP TO 65FT CONTINUOUS
RUNS OFF ONE POWER FEED**

SUGGESTED APPLICATIONS

Kitchens
Display Shelves
Hospitality
Restaurants

Slim, sleek, and designed to do more— SATCO|NUVO's CounterQuick Slim undercabinet lighting brings both dramatic accent and practical task lighting to spaces where traditional fixtures simply can't. Its ultra-low profile and contemporary black or white finish complement any décor, while selectable color temperatures (3000K/4000K/5000K) let you tailor the ambiance from warm and inviting to bright and energizing. Designed for ultimate versatility, these fixtures come in multiple lengths, connect seamlessly for extended runs, and can be expanded with optional accessories. Whether brightening kitchen countertops, adding depth to office shelving, or creating atmosphere in hospitality settings, CounterQuick Slim delivers style and performance in one smart, streamlined solution. CounterQuick Slim...light where you need it, style where you want it!



GENERAL SPECIFICATIONS

Input Voltage: 120V

Frequency: 60Hz

Power Factor: >0.9

THD: <30%

Dimming: Dimmable down to 20%

Surge Protection Rating: 0.5kV

CCT Selectable: 3000K/4000K/5000K

Beam Angle: 110°

CRI: 90+

Location Rating: Damp

Ambient Operating Temperature:

-20°C (-4°F) to +45°C (+113°F)

Mounting Options: Under Cabinet Clip

Max Run: 65'

Housing Material/Lens Material: Polycarbonate

Lens Finish: Frost

Functional Life: 50,000 Hours

Warranty: 5 Years

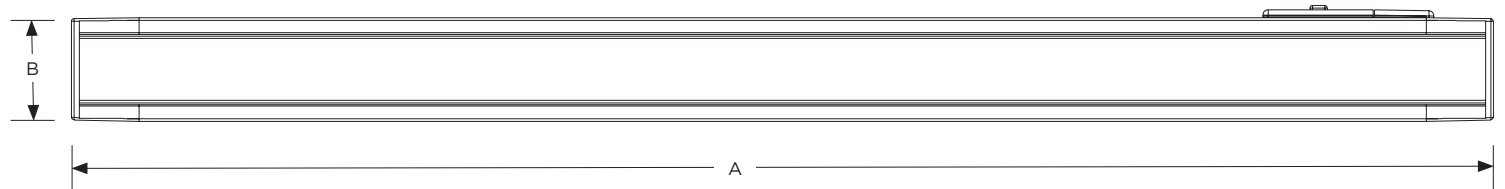
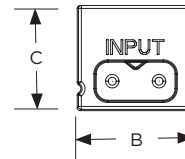


ITEM SPECIFICATIONS / ORDER INFO

Item	Size	Finish	Max Lumens	Wattage	Replacement Wattage	Input Current	Efficacy
63-401	6.00"	White	130	2W	15W	0.02A	Up to 65 LPW
63-402	10.00"	White	250	4W	25W	0.03A	Up to 62 LPW
63-403	21.00"	White	500	8W	40W	0.07A	Up to 62 LPW
63-404	30.00"	White	725	10W	60W	0.08A	Up to 72 LPW
63-451	6.00"	Black	130	2W	15W	0.02A	Up to 65 LPW
63-452	10.00"	Black	250	4W	25W	0.03A	Up to 62 LPW
63-453	21.00"	Black	500	8W	40W	0.07A	Up to 62 LPW
63-454	30.00"	Black	725	10W	60W	0.08A	Up to 72 LPW

DIMENSIONS / WEIGHTS

Item	Length (A)	Width (B)	Depth (C)	Weight
63-401	6.00"	0.70"	0.78"	0.08 Lbs.
63-402	10.00"	0.70"	0.78"	0.13 Lbs.
63-403	21.00"	0.70"	0.78"	0.24 Lbs.
63-404	30.00"	0.70"	0.78"	0.32 Lbs.
63-451	6.00"	0.70"	0.78"	0.08 Lbs.
63-452	10.00"	0.70"	0.78"	0.13 Lbs.
63-453	21.00"	0.70"	0.78"	0.24 Lbs.
63-454	30.00"	0.70"	0.78"	0.32 Lbs.



FEATURES



CCT Selectable Switch



Quick Connect Input

















Frosted Polycarbonate Lens















Flat and angled clips included

OPTIONAL ACCESSORIES

Item	Description	Pack	
Accessories for All SKUS			
63-431	Replacement Flat Clip	2-Pack	
63-432	Replacement Angle Clip	2-Pack	
Accessories for 63-401 to 63-404 (Packaged in Retail Hanging Cards)			
63-411	8-Foot Power Cord; Line Switch; White Finish	1-Pack	
63-412	Junction Box with Switch; White Finish	1-Pack	
63-413	Direct Connector; End-to-End; White Finish	2-Pack	
63-414	End-to-End Cable Coupler; White Finish	1-Pack	
63-415	L-Connector; Right Angle; White Finish	1-Pack	
63-416	L-Connector; Left Angle; White Finish	1-Pack	
63-417	Cable Splitter; Single to Double; White Finish	1-Pack	
63-418	Connecting Cable; 3-Inch; White Finish	1-Pack	
63-419	Connecting Cable; 6-Inch; White Finish	1-Pack	
63-420	Connecting Cable; 12-Inch; White Finish	1-Pack	
63-421	Connecting Cable; 18-Inch; White Finish	1-Pack	
63-422	Connecting Cable; 24-Inch; White Finish	1-Pack	

OPTIONAL ACCESSORIES

Item	Description	Pack	
Accessories for 63-451 to 63-454 (Packaged in Retail Hanging Cards)			
63-461	8-Foot Power Cord; Line Switch; Black Finish	1-Pack	
63-462	Junction Box with Switch; Black Finish	1-Pack	
63-463	Direct Connector; End-to-End; Black Finish	2-Pack	
63-464	End-to-End Cable Coupler; Black Finish	1-Pack	
63-465	L-Connector; Right Angle; Black Finish	1-Pack	
63-466	L-Connector; Left Angle; Black Finish	1-Pack	
63-467	Cable Splitter; Single to Double; Black Finish	1-Pack	
63-468	Connecting Cable; 3-Inch; Black Finish	1-Pack	
63-469	Connecting Cable; 6-Inch; Black Finish	1-Pack	
63-470	Connecting Cable; 12-Inch; Black Finish	1-Pack	
63-471	Connecting Cable; 18-Inch; Black Finish	1-Pack	
63-472	Connecting Cable; 24-Inch; Black Finish	1-Pack	

This device complies with Part 15 of the FCC Rules. Operation is subject to the following two conditions: (1) this device may not cause harmful interference, and (2) this device must accept any interference received, including interference that may cause undesired operation. Fixture may not be compatible with all dimmers.

WARNING: Some products included in this specification sheet may be subject to the warning requirements of California's Proposition 65. Please refer to your product packaging for more information.

Fixture may not be compatible with all dimmers. See satco.com for details.

Meets requirements of ICES-005 issue 5 class B for use in residential applications.

Replacement wattage shown depends on application and fixture.
Specifications are subject to change without prior notice.