



**STARFISH® SMART ENABLED
PRODUCT**

**ADVANCED PAIRING
TECHNOLOGY**

**RGB COLOR-CHANGING &
TUNABLE WHITE**

**PRE-SET AND CUSTOM
EFFECTS**

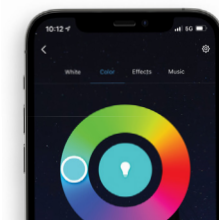

MULTIPLE BULB SHAPES & BASES

SUGGESTED APPLICATIONS

Residential, Multi-Family,
Hospitality, Retail, Commercial

SMART COLOR CHANGING BULBS


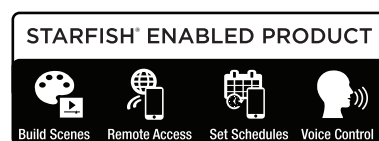
STARFISH APP | MULTIPLE SHAPES & BASES



STARFISH®
Controlled with App

SATCO|NUVO's STARFISH SMART bulbs bring customizable lighting to any space with versatile shapes, from A19 to MR16, in E26, GU10, and GU5.3 base options. Each delivers 90+ CRI color accuracy, with tunable white light (2700K-5000K) and millions of RGB colors for endless ambiance possibilities. Enclosed fixture rated and offered in damp or wet location models; these bulbs are dimmable exclusively through the STARFISH app for effortless control. With a broad range of wattages and lumen outputs, plus a 3-year, 25,000-hour warranty, STARFISH lamps combine smart technology, style, and lasting performance.

These elegant bulbs are also compatible with Siri, Alexa, Google Home, and SmartThings so they can be easily incorporated into your smart home.



GENERAL SPECIFICATIONS

Input Voltage: 120V, Model S11110 - 12V

Frequency: 60Hz

Power Factor: >0.9

Efficacy: up to 90 LPW

CCT Tunable: 2700K-5000K with STARFISH® App

RGB: Millions of Colors

Dimmable: Yes, only with STARFISH® App

CRI: 90+

Ambient Operating Temperature: -25°C (-13°F) to +40°C (+104°F)

Rated for Enclosed Fixture: Yes

Material: Aluminum / Polycarbonate (PC)

Functional Life: 25,000 Hours

Warranty: 3 Years

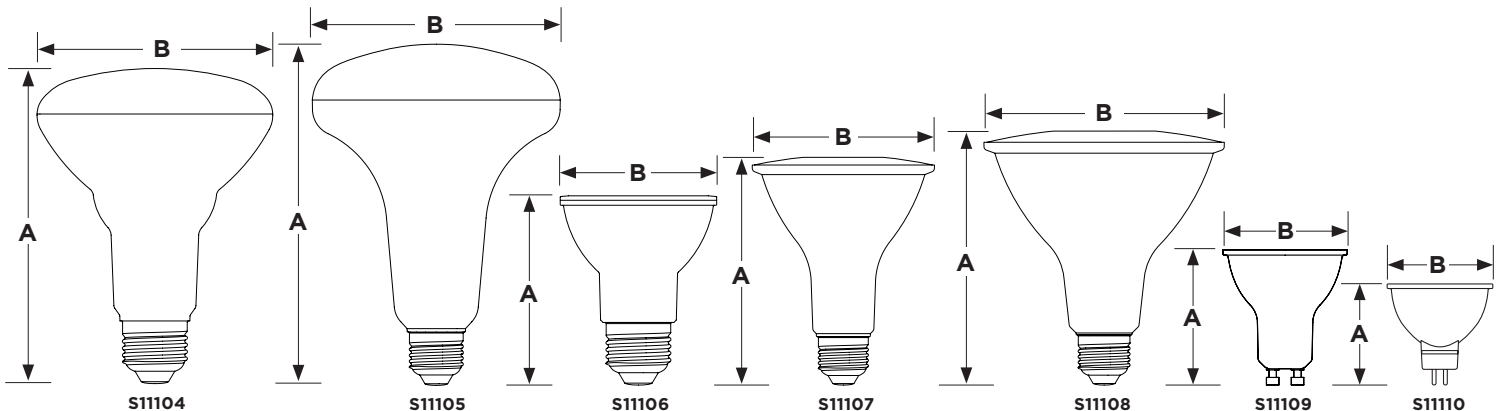
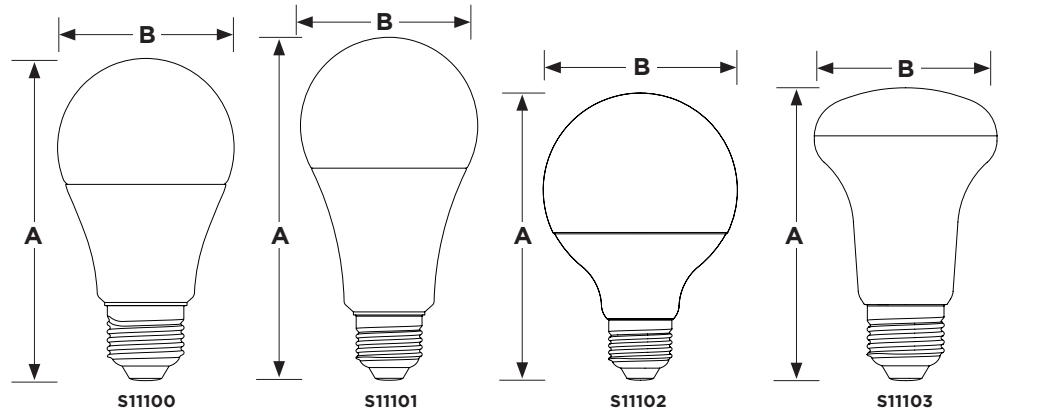


ITEM SPECIFICATIONS / ORDER INFO

Item	Lamp Shape	Lamp Base	Wattage	Replacement Wattage	Lumens	Input Current	Location Rating	Beam Angle	THD%
S11100	A19	E26	10W	60W	800	0.09A	Damp	220°	14.75%
S11101	A21	E26	13W	75W	1100	0.12A	Damp	220°	14.84%
S11102	G25	E26	10W	60W	800	0.09A	Damp	320°	16.64%
S11103	R20	E26	6W	45W	480	0.06A	Damp	110°	21.77%
S11104	BR30	E26	9.5W	60W	800	0.09A	Damp	110°	13.09%
S11105	BR40	E26	12W	70W	960	0.11A	Damp	110°	16.41%
S11106	PAR20	E26	5.5W	40W	500	0.05A	Wet	40°	15.75%
S11107	PAR30	E26	12.5W	70W	1000	0.12A	Wet	40°	14.30%
S11108	PAR38	E26	15W	80W	1200	0.14A	Wet	40°	13.38%
S11109	MR16	GU10	5.5W	35W	400	0.05A	Damp	50°	20.01%
S11110	MR16	GU5.3	5.5W	35W	400	0.46A	Damp	50°	<20%

PRODUCT DIMENSIONS

Item	MOL (A)	MOD (B)	Weight
S11100	4.25"	2.36"	0.09 Lbs.
S11101	5.35"	2.76"	0.13 Lbs.
S11102	4.69"	3.15"	0.13 Lbs.
S11103	3.90"	2.44"	0.10 Lbs.
S11104	5.00"	3.74"	0.17 Lbs.
S11105	6.50"	4.72"	0.27 Lbs.
S11106	3.03"	2.48"	0.13 Lbs.
S11107	4.72"	3.74"	0.19 Lbs.
S11108	5.08"	4.72"	0.30 Lbs.
S11109	2.13"	1.97"	0.07 Lbs.
S11110	1.89"	1.97"	0.05 Lbs.





create schedules



circadian rhythm



build scenes




set routines



DOWNLOAD THE
STARFISH APP



CONNECT
Download the STARFISH®
app



INSTALL
Pair the smart products
and configure settings



ENJOY
The convenience of
unlimited features

This device complies with Part 15 of the FCC Rules. Operation is subject to the following two conditions: (1) this device may not cause harmful interference, and (2) this device must accept any interference received, including interference that may cause undesired operation.

Meets requirements of ICES-005 issue 5 class B for use in residential applications.

WARNING: Some products included in this specification sheet may be subject to the warning requirements of California's Proposition 65. Please refer to your product packaging for more information.

Not for use with in-wall dimmers. Fixture may not be compatible with all dimmers. See satco.com for details.

Replacement wattage shown depends on application and fixture.

Specifications are subject to change without prior notice.

Visit satco.com/service/warranty for complete warranty details.