



LED SINGLE BASKET TROFFERS

WITH AND WITHOUT EMERGENCY BATTERY BACKUP

2' x 2'
20W/30W/40W

65-1600



2' x 4'
30W/40W/50W
65-1601



1' x 4'
20W/30W/40W

65-1602



SATCO|NUVO Single Basket LED Troffers offer reliable performance with flexible configuration options for a variety of applications. Available in 1x4, 2x2, and 2x4 sizes, they operate on universal 120-277V systems and feature field-selectable CCT (3500K/4000K/5000K) and wattage (20/30/40W or 30/40/50W). Constructed with a durable steel housing and polycarbonate lens, these fixtures provide uniform light distribution, 0-10V dimming to 10%, and are rated for damp locations (IP20). Emergency models deliver 90 minutes of backup power with an integrated test button and indicator light. Each fixture is rated for 50,000 hours and backed by a 5-year warranty.



**FIELD SELECTABLE
(WATTAGE AND CCT)**

**INTEGRATED EM MODELS
AVAILABLE**

LOW OPTICAL GLARE

0-10V DIMMING

SUGGESTED APPLICATIONS

- Commercial
- Hospitality
- Offices
- Schools
- Retail
- Hospitals



GENERAL SPECIFICATIONS

Range Voltage: 120V-277V
Frequency: 50/60Hz
Power Factor: 0.9
THD: <20%
Dimmable: 0-10V Dimmable Down to 10%
Surge Protection Rating: 2kV
Efficacy: up to 125 LPW
CRI: 80+
CCT Selectable: 3500K/4000K/5000K
Emergency Mode: 8W, 1000 Lumens

Beam Angle: 120°
Location Rating: Damp
IP Rating: IP20
Ambient Operating Temperature: -20°C (-4°F) to +40°C (+104°F)
Housing Material: Steel
Housing Finish: White
Lens Material: Polycarbonate
Functional Life: 50,000 Hours
Warranty: 5 Years



*EM Models Only

ITEM SPECIFICATIONS / ORDER INFO

Item	Size	Lumens	Wattage Selectable	Input Current	DLC ID		Pack Qty	
Standard Models								
65-1600	2X2	2500L/3750L/5000L	20W/30W/40W	0.07-0.34A	S-NR9PM8; S-SMHH4R		2	
65-1601	2X4	3750L/4500L/6250L	30W/40W/50W	0.10-0.42A	S-6B6JV2; S-M3Y2KM		2	
65-1602	1X4	2500L/3750L/5000L	20W/30W/40W	0.07-0.34A	S-9R4NXB; S-L5TMPL		2	
Item	Size	Lumens	Wattage Selectable	Input Current	EM Battery Chemistry	EM Battery Runtime	DLC ID	Pack Qty
Integrated Emergency Battery Backup Models								
65-1603	2X2	2500L/3750L/5000L	20W/30W/40W	0.07-0.34A	LiFePO4	90 Minutes	S-OTM900; S-B6YMG0	1
65-1604	2X4	3750L/4500L/6250L	30W/40W/50W	0.10-0.42A	LiFePO4	90 Minutes	S-OB1LY8; S-48K3TL	1
65-1605	1X4	2500L/3750L/5000L	20W/30W/40W	0.07-0.34A	LiFePO4	90 Minutes	S-C84GCB; S-CGXSC2	1

FEATURES




Wattage and CCT switches



Integrated Emergency Battery Backup




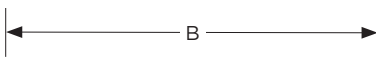

Test and Indicator button




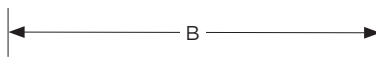
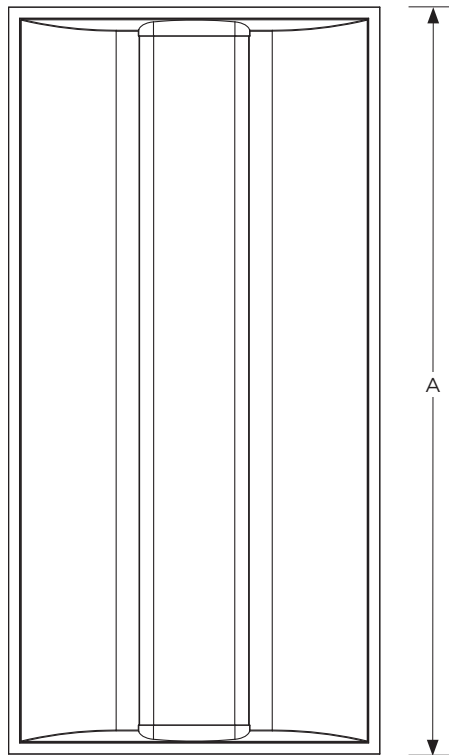
Durable PC Lens

DIMENSIONS / WEIGHTS


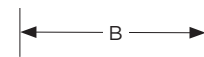
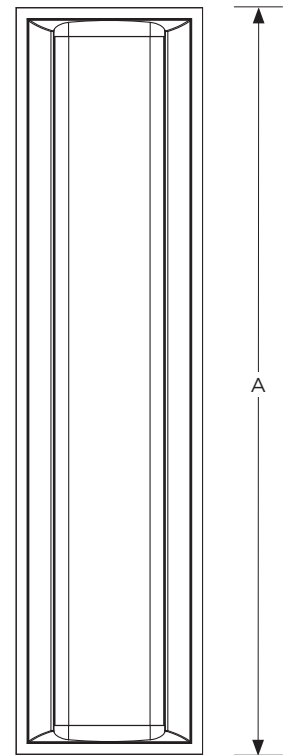
Item	Length (A)	Width (B)	Height (C)	Weight
65-1600	23.74"	23.74"	1.42"	3.86 Lbs.
65-1601	47.76"	23.74"	1.42"	7.36 Lbs.
65-1602	47.76"	11.93"	1.42"	3.97 Lbs.
65-1603	23.74"	23.74"	1.62"	9.48 Lbs.
65-1604	47.76"	23.74"	1.55"	16.48 Lbs.
65-1605	47.76"	11.93"	1.55"	9.70 Lbs.



65-1600 & 65-1603



65-1601 & 65-1604



65-1602 & 65-1605

This device complies with Part 15 of the FCC Rules. Operation is subject to the following two conditions: (1) this device may not cause harmful interference, and (2) this device must accept any interference received, including interference that may cause undesired operation.

WARNING: Some products included in this specification sheet may be subject to the warning requirements of California's Proposition 65. Please refer to your product packaging for more information.

Meets requirements of ICES-005 issue 5 class A for use in commercial applications.

Fixture may not be compatible with all dimmers. See satco.com for details.

Replacement wattage shown depends on application and fixture.

Specifications are subject to change without prior notice.

Visit satco.com/service/warranty for complete warranty details.