



BEAM SELECTABLE: 60°/80°/100°

DLC PREMIUM LISTED

**MULTIPLE WATTAGE
PACKAGES AVAILABLE**

**3 CCT SELECTABLE
3000K/4000K/5000K**

6KV SURGE PROTECTION

INTEGRATED SENSOR PORT

SUGGESTED APPLICATIONS

Warehouses
Factories
Retail
Commercial
Gymnasiums

LED ROUND HIGHBAY

BEAM SELECTABLE | FIELD SELECTABLE



**BEAM
SELECTABLE**



The SATCO|NUVO Round Highbay series delivers high-performance, adaptable illumination for demanding commercial and industrial environments. Featuring beam-selectable optics with 60°, 80°, and 100° distributions, field-selectable wattage from 80W to 240W, selectable CCTs of 3000K, 4000K, and 5000K, and lumen outputs ranging from 12,501 to 37,938 lumens, these fixtures provide precise lighting control across a wide range of applications. All models operate on a universal 120-347V input and are constructed with a durable die-cast aluminum housing and polycarbonate lens, with an integrated sensor port for added functionality. Rated IP65 and IK08, NEMA 4X compliant, wet-location suitable, DLC 6.0 Listed, supporting evolving efficiency standards, and 0-10V dimmable, the Round Highbay series is built for long-term reliability with a 50,000-hour rated life and backed by a 5-year warranty—making it an ideal solution for warehouses, factories, retail spaces, and other commercial settings.



GENERAL SPECIFICATIONS

Range Voltage: 120V-347V
Frequency: 50/60Hz
Power Factor: >0.9
THD: <20%
Dimming: 0-10V Dimmable
Surge Protection Rating: 6kV

CRI: 80
CCT Selectable: 3000K/4000K/5000K
Beam Selectable: 60°/80°/100°
Location Rating: Wet
IP Rating: NEMA 4X (IP65)
IC Rating: IK08

Ambient Operating Temperature:
-40°C (-40°F) to +50°C (+122°F)
Housing Material: Die-Cast Aluminum
Lens Material: Polycarbonate
Functional Life: 50,000 Hours
Warranty: 5 Years














ITEM SPECIFICATIONS / ORDER INFO

Item	Finish	Lumens	Wattage Selectable	Input Current	Efficacy	DLC ID
65-1520	Black	12501-19837	120W/100W/80W	1.00-0.35/0.83-0.29/0.67-0.23A	Up to 165 LPW	S-QBQLLW
65-1521	Black	22822-37938	240W/200W/150W	2.00-0.69/1.67-0.58/1.25-0.43A	Up to 158 LPW	S-7910NQ
65-1522	White	12501-19837	120W/100W/80W	1.00-0.35/0.83-0.29/0.67-0.23A	Up to 165 LPW	S-QBQLLW
65-1523	White	22822-37938	240W/200W/150W	2.00-0.69/1.67-0.58/1.25-0.43A	Up to 158 LPW	S-7910NQ

OPTIONAL ACCESSORIES


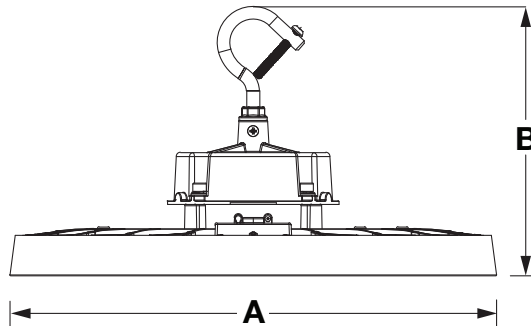
Item	FOR USE WITH 65-1520				
65-765	Yoke Mount Bracket; Black Finish				
65-834	Protective Wire Guard; 120W UFO High Bay				
Item	FOR USE WITH 65-1521				
65-766	Yoke Mount Bracket; Black Finish				
65-835	Protective Wire Guard; 240W UFO High Bay				
Item	FOR USE WITH 65-1522				
65-763	Yoke Mount Bracket; White Finish				
65-809	Protective Wire Guard; 120W UFO High Bay				
Item	FOR USE WITH 65-1523				
65-764	Yoke Mount Bracket; White Finish				
65-810	Protective Wire Guard; 240W UFO High Bay				
Item	FOR USE WITH 65-1520 and 65-1521				
65-169	Whip Connector; 5.5'; IP68 Rated; Black; 0-10V Dimming				
65-199	Whip Connector; 5.5'; IP68 Rated; Supply Line Voltage; Black				
65-769	3/8" to 3/4" Pendant Adapter; Black Finish				
Item	FOR USE WITH 65-1522 and 65-1523				
65-170	Whip Connector; 5.5'; IP68 Rated; White; 0-10V Dimming				
65-200	Whip Connector; 5.5'; IP68 Rated; Supply Line Voltage; White				
65-759	3/8" to 3/4" Pendant Adapter; White Finish				

OPTIONAL ACCESSORIES

Item	FOR USE WITH 65-1520 and 65-1522	
65-778	Add-On Aluminum Reflector	
65-811	Add-On PC Shade	
65-790	Add-On Bottom Diffuser for use with 65-811	
65-780	30W Add-On EM Battery Backup; For use with 120W; 30W/90 Min Run Time	
Item	FOR USE WITH 65-1521 and 65-1523	
65-779	Add-On Aluminum Reflector	
65-799	Add-On PC Shade	
65-800	Add-On Bottom Diffuser for use with 65-799	
65-815	40W Add-On EM Battery Backup; For use with 240W; 40W/90 Min Run Time	
Item	FOR USE WITH ALL SKU'S	
86-237	Programming Remote for PIR Sensors; 86-238 and 86-239	
86-238	Add On PIR Sensor; 12 Meter; Must Use Remote 86-237	
86-239	Add on Microwave Sensor; 15 Meter; Must Use Remote 86-237	

DIMENSIONS / WEIGHTS

Item	Width (A)	Height (B)	Weight
65-1520	11.81"	7.84"	5.07 Lbs.
65-1521	14.17"	7.84"	6.83 Lbs.
65-1522	11.81"	7.84"	5.07 Lbs.
65-1523	14.17"	7.84"	6.83 Lbs.



Wattage/CCT Selectable Switches



Integrated Sensor



Beam Selectable Switch



Locking Hook

May not be compatible with all dimmers. See satco.com for details
Specifications are subject to change without prior notice.

This device complies with Part 15 of the FCC Rules. Operation is subject to the following two conditions: (1) this device may not cause harmful interference, and (2) this device must accept any interference received, including interference that may cause undesired operation.

Meets requirements of ICES-005 issue 5 class A for use in commercial applications.

WARNING: Some products included in this specification sheet may be subject to the warning requirements of California's Proposition 65. Please refer to your product packaging for more information.

Photometric reports for all configurations are available at satco.com.

Visit satco.com/service/warranty for complete warranty details.